






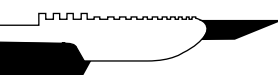
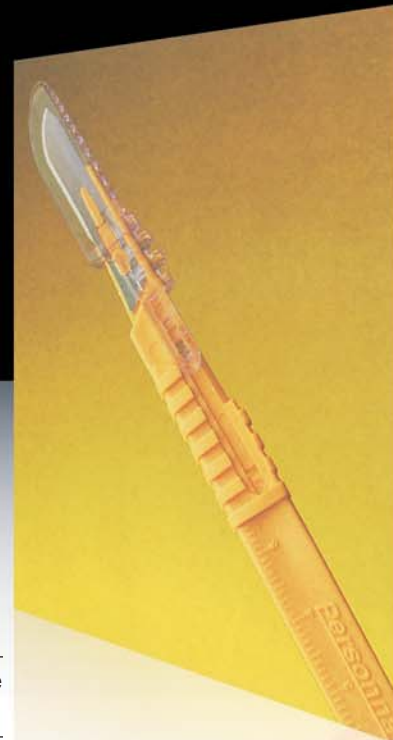


# Sterile and Non-Sterile Plus Safety Scalpels

Our Safety Scalpel features the superior Southmedic/Personna Plus® Blade with the Polymer Coated edge which reduces drag and can lessen tissue trauma.

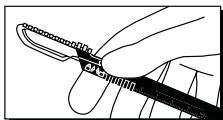
10		73-0610 Sterile Disposable	10/Box - 12 Boxes/Case - 120/Case
		73-1810 Non-Sterile Disposable	50/Tray - 10 Trays/Case - 500/Case
11		73-0611 Sterile Disposable	10/Box - 12 Boxes/Case - 120/Case
		73-1811 Non-Sterile Disposable	50/Tray - 10 Trays/Case - 500/Case
15		73-0615 Sterile Disposable	10/Box - 12 Boxes/Case - 120/Case
		73-1815 Non-Sterile Disposable	50/Tray - 10 Trays/Case - 500/Case
20*		73-0620 Sterile Disposable	10/Box - 12 Boxes/Case - 120/Case
		73-1820 Non-Sterile Disposable	100/Box - 5 Boxes/Case - 500/Case
21*		73-0621 Sterile Disposable	10/Box - 12 Boxes/Case - 120/Case
		73-1821 Non-Sterile Disposable	100/Box - 5 Boxes/Case - 500/Case
22*		73-0622 Sterile Disposable	10/Box - 12 Boxes/Case - 120/Case
		73-1822 Non-Sterile Disposable	100/Box - 5 Boxes/Case - 500/Case
60*		Safety Autopsy Scalpel 73-1860 Non-Sterile Disposable	100/Box - 5 Boxes/Case - 500/Case
11		Safety Mini Scalpel 73-1911 Non-Sterile Disposable	100/Box - 5 Boxes/Case - 500/Case



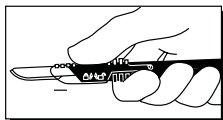
Southmedic is proud to announce the expansion of their line of Personna Plus® Polymer Coated Safety Scalpels. The user “never touches the blade”.

- These **NEW** scalpels feature **larger blade sizes\*** used by Histotechns, Pathologists, Organ Banks and Morticians.
- The polymer coated blade reduces “tearing” and produces a clean edge when dissecting tissue or harvesting transplant organs.
- You can now comply with OSHA blood borne pathogen regulations while utilizing the best blades available.

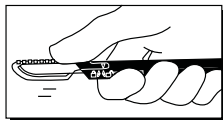
## Directions for Use



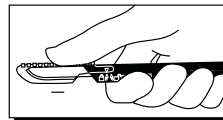
**PASSING/CLOSED POSITION** – Scalpel is in this position upon removal from package and can be safely passed.



**OPEN POSITION** – To open for use, place thumb on top of sheath and retract until blade is exposed and shield is secured.



**GUARD/CLOSED POSITION** – To re-cover blade, place thumb on top of sheath and push forward to the guard/ closed position (1st catch). Scalpel may be re-opened and closed again for safety.



**LOCKED POSITION** – With thumb on top of sheath, push forward past the guard/closed position to the locked position. Blade is safely covered and permanently locked for disposal.

**WARNING: Blade is extremely sharp. Handle with care. Always place sheath in “guard/closed” position when passing and when not in use. Used sharps are contaminated. Disease may occur from contact or injury. Dispose of in puncture resistant container with sheath in “locked” position. Refer to AORN, CDC, OSHA or local standards setting organizational guidelines for handling and disposal of sharps.**

Southmedic  **Personna Medical**®

1-705-726-9383 1-705-728-9537 Fax  
www.southmedic.com email: smedic@southmedic.com  
50 Alliance Blvd., Barrie, ON., Canada L4M 5K3  
ISO 13485

© Personna Medical / Personna Plus / Personna are registered trademarks of ASR